



**AHLCON
PUBLIC SCHOOL**

PREPARATORY STAGE

SESSION-2024-25

**H O L I D A Y
H O M E W O R K
C L A S S - I I I**



Dear Parents & Children,

The excitement of breaking for the summer holiday is evident on your faces. Hope you will have fun-filled and relaxing moments this summer.

Holiday is the time that we all eagerly wait for. We all make plans to enjoy, to relax and to empower ourselves during these gala days. The summer months mean free time, travelling, fun and days without alarm clocks. But because the holidays offer youngsters the luxury of time, they can invest some of it in something very valuable: **self-development**. The summer holidays can be a good opportunity to tackle the topics covered during school in a practical and non-disciplinary way. Children can practice working with numbers by calculating the restaurant bill or how many seashells fit in their palm or how many holidays they have in each month. They can practise their reading skills by trying to look at the menu themselves and ordering, or by reading explanations of the different sights they visit.

Family involvement in education is the single most important predictor of success in school and in life. We urge the children & their guardians, to have lots of fun activities together & build lots of good memories. Telling stories, playing board games, involving kids in kitchen & other household age appropriate work is important to build bond with the kids. The kids should be told bed time stories of our great country, it's culture, & heritage. They can be told stories of Eklavya, Shraavan, Dhruv, Prahlad, Nachiketa & others to inspire them.

Together you should engage in activities which make them aware of the growing need to save environment & show kindness to birds & animals. For this make the children keep water & food for the birds & stray animals. They can also build a shed for them

This summer vacation, the Holiday Homework designed by the school is a medium for the students to achieve the motto of "Fun and Learn". The activities based assignments will foster curiosity, develop creativity, enhance knowledge and instil the joy of learning among the students.

GENERAL INSTRUCTIONS

1. Do all the Projects / Activities on A3 size pastel sheet
2. All written work to be done on foolscap sheet
3. Write your name, Class/Sec on each project.
4. Parents are requested to only help the children do their homework. Kindly refrain from doing it for them.
5. Ensure that the work is neat & presentable.
6. Guidelines are clearly given as to where & how each work is to be done. Please follow the same.
7. All the Homework should bear the Name, Class-Section, Subject, Topic properly.

NOTE: Holiday Homework is to be done according to the roll numbers and Subject.

ROLL No. 1 to 20: English, E.V.S. & Art

ROLL No. 21 to 40: Hindi, Maths & Craft

DATES FOR SUBMISSION

English, E.V.S & Art- July 03, 2024

Hindi, Maths & Craft- July 04, 2024

Wishing you a refreshing vacation! Enjoy the juice, the sunshine, and the chance to bond with your loved ones.

“Happy Summer Vacation.”

REVISION -

1. Read lesson- A Perfect Day to Fly
2. Learn the poem 'Nice Words to Say'
3. Revise- Nouns - Common /Proper, Alphabetical Order, Singular Plural

FUN ACTIVITIES

1. Learn any two tongue twisters of your choice and share with your classmates after the vacations. e.g:
 - a) Betty's big bunny bobbed by the blueberry bush.
 - b) Cooks cook cupcakes quickly.
2. Learn to say 'please' and 'thank you' in any two foreign languages and two Indian languages. (apart from Hindi & English)

READING ACTIVITY



‘BOOKS ARE OUR BEST FRIENDS’.


Reading improves focus, memory, general knowledge, vocabulary & communication skills along with entertaining us. Read any two story books of your choice. Some suggestions are given below:

- *How I Taught my Grandmother to Read* by Sudha Murthy
- *The Adventures of Paddington* by Michael Bond
- *The World According to Humphrey* by Betty Birney
- *Diary of a Wimpy Kid* by Jeff Kinney

WRITING ACTIVITIES

1. Do ten pages of neat handwriting in the Grey Notebook during the holidays. Don't forget to write the date.
2. Draw, colour and decorate a friendship card with A4 size sheet and write five qualities of your Best Friend in it.
3. On an A3 size pastel sheet, depict plural nouns as given in the reference picture:

<p>Roll no. 1-8</p>	
<p>Roll no. 9-16</p>	

Roll no. 17-24	
Roll no. 25-32	Follow the same pattern as above for 'ves' words. E.g. knives, wives, wolves, etc.
Roll no. 33-40	Follow the same pattern as above for 'spell change' words. E.g. children, feet, men, etc.

ROLL NO. 1 TO 20

E.V.S

Create your own healthy food plate using various food items.(use cutouts of food items) use decorative items if needed of your choice. (SDG-3)

e.g.-



Make a poster on A- 4 sized colourful pastel sheet showing different ways to save planet Earth. (SDG-13)




e.g.-

ROLL NO. 1 TO 20

ART

- Landscape- Make one scale border on A-3 size sheet
- Draw any Landscape horizontally
- Use any colour medium
- Write the name on the backside of the sheet.



ROLL NO. 21 TO 40

HINDI

1. सभी बच्चे कविता हिम्मत कभी ना हारे को गाकर याद करेंगे (आर्ट इंटीग्रेशन म्यूजिक)
2. गर्मियों में खाए जाने वाली सब्जियां जैसे की भिंडी, आलू, बैंगन, लौकी खीरा का क्या महत्व है यह जानकारी प्राप्त करें और कार्डबोर्ड (गत्ते) पर उनके चित्र बनाकर या चिपकाकर जानकारी लिखें। (अच्छा स्वास्थ्य और जीवन स्तर लक्ष्य 3)
- 3) पेस्टल शीट पर अपनी पसंद का कोई भी एक जानवर (पालतू या जंगली) का चित्र बनाकर या चिपकाकर उस पर छोटा सा अनुच्छेद लिखेंगे। (भूमि पर जीवन लक्ष्य 15)
- 4) छुट्टियों में ग्रे नोटबुक में तिथि के साथ दस पृष्ठों में सुलेख करें।

ROLL NO. 21 TO 40

MATHS

1. Write 2 to 12 tables in the Maths Notebook and learn by heart .
2. Use colourful origami sheet and cut it in different shapes (oval, square etc) to form different figures like –
 - Any animal / bird
 - House
 - Kite etc.

Paste it on an A-4 sized pastel sheet (decorate with beautiful boards) sheet paper. One such example is given in the image.




Projects:

1. Fact Family Houses:

Draw houses on an A4 sheet , each representing a fact family.

For example, one house could have the numbers 3, 4, 7 written on it. Inside the house, students can write addition and subtraction equations related to those numbers, such as $3 + 4 = 7$ and $7 - 4 = 3$. Use two digits and 3 digits numbers for these. One such reference example is given shown in the pic below.



2. Note down the timing of your 2 favourite shows on television and make a colourful clock showing their timings. The clocks should be made of cardboard with different faces like any cartoon character.

ROLL NO. 21 TO 40

CRAFT

Best Out of Waste

All the children will make a pencil stand or a vase from any old or empty bottle and decorate it as per their choice. (**SDG-4**)

