



**AHLCON
PUBLIC SCHOOL**

PREPARATORY STAGE
SESSION-2024-25

**HOLIDAY
HOMEWORK
CLASS - V**



Dear Parents & Children,

The excitement of breaking for the summer holiday is evident on your faces. Hope you will have fun-filled and relaxing moments this summer.

Holiday is the time that we all eagerly wait for. We all make plans to enjoy, to relax and to empower ourselves during these gala days. The summer months mean free time, travelling, fun and days without alarm clocks. But because the holidays offer youngsters the luxury of time, they can invest some of it in something very valuable: **self-development**. The summer holidays can be a good opportunity to tackle the topics covered during school in a practical and non-disciplinary way. Children can practice working with numbers by calculating the restaurant bill or how many seashells fit in their palm or how many holidays they have in each month. They can practise their reading skills by trying to look at the menu themselves and ordering, or by reading explanations of the different sights they visit.

Family involvement in education is the single most important predictor of success in school and in life. We urge the children & their guardians, to have lots of fun activities together & build lots of good memories. Telling stories, playing board games, involving kids in kitchen & other household age appropriate work is important to build bond with the kids. The kids should be told bed time stories of our great country, it's culture, & heritage. They can be told stories of Eklavya, Shraavan, Dhruv, Prahlad, Nachiketa & others to inspire them.

Together you should engage in activities which make them aware of the growing need to save environment & show kindness to birds & animals. For this make the children keep water & food for the birds & stray animals. They can also build a shed for them

This summer vacation, the Holiday Homework designed by the school is a medium for the students to achieve the motto of "Fun and Learn". The activities based assignments will foster curiosity, develop creativity, enhance knowledge and instil the joy of learning among the students.

GENERAL INSTRUCTIONS

1. Do all the Projects / Activities on A3 size pastel sheet
2. Write your name, Class/Sec on each project.
3. Parents are requested to only help the children do their homework. Kindly refrain from doing it for them.
4. Ensure that the work is neat & presentable.
5. Guidelines are clearly given as to where & how each work is to be done. Please follow the same.
6. All the Homework should bear the Name, Class-Section, Subject, Topic properly.

NOTE: Holiday Homework is to be done according to the roll numbers and Subject.

ROLL No. 1 to 13: English, Maths, S.St & Art
ROLL No. 14 to 25: English, Maths, Hindi & Craft
ROLL No. 26 to 40: English, Maths, Science & Music

DATES FOR SUBMISSION

English & SSt- July 03, 2024
Maths & Science- July 04, 2024
Hindi, Art & Craft - July 05, 2024

Wishing you a refreshing vacation! Enjoy the juice, the sunshine, and the chance to bond with your loved ones.

“Happy Summer Vacation.”

ENGLISH

REVISION WORK

a) Learn the poem - My Smartphone Isn't very Smart

b) Read Lessons -

- Robots Don't Lie,
- Mother, Tell us a Story

c) Revise language topics done so far.

READING WORK

1. Practice reading with attention to proper pronunciation, punctuation, volume, intonation & expression. **Your elders can guide you to read the daily newspaper.**

2. 'BOOKS ARE OUR BEST FRIENDS'. Reading improves focus, memory, general knowledge, vocabulary and communication skills along with entertaining us. Read as many books as you can during the holidays.

- **Some of the books are listed below.**

- a. *Wonder by R.J. Palacio*
- b. *The Lion, the Witch and the Wardrobe by C.S. Lewis*
- c. *Charlie and the Chocolate Factory by Roald Dahl*
- d. *The Magic of the Lost Temple by Sudha Murthy*
- e. *Island of the Blue Dolphins by Scott O'Dell*
- f. *Malgudi Days by R.K. Narayan*

- Write a book review (on A4 size sheet, in about 200 words) for the book that you have read. It may include:
 - Name of the book
 - Name and details of the author
 - Short summary of the book
 - Why you liked/disliked it
 - Your favourite character from the book
 - Conclusion

(paste / draw pictures as well)

WRITING WORK

1. Given below are some commonly used abbreviations. Write their full form on an A4 size sheet.

Etc PTO Vice versa Eg i.e rsvp
Am pm asap cc

2. On the same sheet write any ten words taken from other languages in English. Also write their origin. Example is given below---




s.no.	English word	Original word	origin
1.	lemon	laimun	Arabic
2.	ballet	ballet	French
3.	guru	guru	Sanskrit

3. Proverbs are commonly used expressions that illustrate a specific point. Having a strong knowledge of proverbs will help you in improving your communication & creative writing skills. **Write any one proverb with its meaning & illustration on an A4 size sheet.** For e.g.-



4. Comic books and comic strips tell stories through a sequence of pictures. They use panels, backgrounds, characters and word bubbles. They can have elaborate or simple drawings. They are fun to create!

Design your own comic on an A3 size sheet. Some ideas are given below for reference:



ROLL NO. 1 TO 40

MATHS

ACTIVITIES

- Write tables 2 to 20 on a foolscap paper and learn the tables as well.
- Draw/paste calendar of the month of May on an A4 size pastel sheet.

2024 MAY						
Sunday	Monday	Tuesday	Wednesday	Thursday	Friday	Saturday
28	29	30	1	2	3	4
5	6	7	8	9	10	11
12	13	14	15	16	17	18
19	20	21	22	23	24	25
26	27	28	29	30	31	1
2	3	4	5	6	7	8

Circle all Wednesdays, write the dates. Observe the dates, do you see a pattern? Confirm your observation by repeating the same with Fridays and Mondays.

OR

Visit a grocery shop with your parents. What are the things that are bought. Write and draw the names of 5-7 things bought. Write down the name of the brand, quantity purchased and cost. You can depict it in a tabular form. Use an A-4 colored sheet for this activity

Sr.no	Item	Picture	Brand	Quantity	Cost

3. TESSELLATION

Shapes drawn in such a manner that they fit together in a pattern without spaces in between is called 'tessellation'. There are tessellations existing in nature.



On an A4 size draw and colour a tessellation from nature that catches your wonder!

4. Hailstone number sequence

Every number following hailstone sequence ends in 1. The rule is as follows

- If a number is even, divide by 2
- If a number is odd, multiply by 3, then add 1

Eg- Let us start from 3


3 → 10 → 5 → 16 → 8 → 4 → 2 → 1

Depict 2 Hailstone number sequence on a colourful A-4 paper- starting number 1 odd and 1 even

ROLL NO. 1 TO 13

SOCIAL STUDIES

- Make a Fold album on any one of the countries where temperate grasslands are found. Collect pictures according to the following questions and write brief information about them
 - Location on the world map
 - The person who discovered the country where that particular grasslands are found.
 - Flora and Fauna of that country
 - Amazing Facts



- The UNESCO has helped to conserve many historical monuments in India by declaring them as world heritage sites.

On an A3 size pastel sheet paste the picture of any one world heritage monument in Delhi. Make it attractive by using different colours for each question.

- Write any three amazing facts about the monument.
- Why is Delhi known as heritage city?
- Which city of India is known as world heritage site?
- How many UNESCO sites are there in India in 2024?

OR

Make a beautiful collage on an A3 size pastel sheet about Andaman Nicobar Islands showing the life of tribal people, flora and fauna and main tourist attractions and add brief information about them.

ART

Draw any Madhubani painting on A3 size sheet. Leave one scale border and write your name / class on the backside.



ROLL NO. 14 TO 25

हिंदी

1. पाठ-3 में आए वाद्य-यंत्रों के अलावा अन्य किन्हीं दो वाद्य-यंत्रों के बारे में जानकारी प्राप्त कर उनके विषय में A-4 शीट पर लिखिए व चित्र चिपकाइए।

अथवा

घर के आसपास उगने वाले पेड़-पौधों में से किन्हीं दो उपयोगी पेड़/पौधों के बारे में जानकारी प्राप्त करें और A-4 शीट पर उनकी उपयोगिता दर्शाते हुए (सुंदर चित्र व पत्तियों की सहायता से) एक पोस्टर तैयार करें। (SDG-15 भूमि पर जीवन)

2. सिक्किम प्रदेश की जानकारी चित्रों सहित A-3 शीट पर दर्शाएँ।
3. "समय का मूल्य"- विषय पर एक लघु कथा /कहानी उचित शीर्षक देकर फुलस्केप शीट पर लिखिए। (SDG 4- गुणवत्तापूर्ण शिक्षा)
4. गुंजन हिंदी पाठमाला और व्याकरण की पठित सामग्री की पुनरावृत्ति करें।

CRAFT

- Make a doll cut out using any card board.
- Cover the doll using a white sheet or paint it with white colour.
- Decorate it using a fan fold and make a design. Make the same dress on the backside of the doll. Add a string to hang the doll.

Refer to the link given. https://youtu.be/nrcl5sAb9Y4?si=LLwDlI4_AuHT6Vum

ROLL NO. 26 TO 40

SCIENCE

Do the following on Foolscap sheet.

- Q1. Write about the different steps that the farmer or gardener takes to raise plants.
- Q2. What is Global warming? Write the effects of climate change?

PROJECT

Do the following on an A3 size pastel sheet.

1. Write a short note on M.S.Swaminathan & Charaka and paste their pictures.
2. Paste the pictures of Migratory birds and write information about them.

MODEL

Make a working model of Simple machine using waste material.

MUSIC

Write a short note on two famous singers of Sikkim and paste their pictures on half a cartridge sheet. Also decorate the border.

