



HOLIDAY HOMEWORK 2020-21

CLASS: VI

This year, your holiday homework is a fun mix of all the aspects of learning. It has been designed to ensure that you enjoy and learn at the same time. Special attention has been taken to ensure that you use your creativity, your innovative ideas and your imagination to shape your holiday homework into fantastic 'creations'. So enjoy your holidays spending quality times with your near and dear ones and devote sometimes to learn new things.

General Instructions:

- Holiday Homework of all subjects to be done in **Project files/Digital form**
- Students are instructed to do all the questions given as you will be allotted internal assessment marks for the same.
- To upload the Holiday Homework, make different folders for each subject on your Google drive. For eg: put English homework in English folder, and other subject respectively. Send the link through the Google form shared by the subject teachers. You may also submit the PPT in the Google class room of your respective subject teacher or keep it in a pen drive and hand it over to the teacher when school reopens.
- Credit will be awarded to original photographs/ drawings, illustrations, innovative ideas and creative use of materials.
- Holiday Homework needs to be submitted on 6th July 2020.
- Holiday Homework needs to be developed and presented in this order:
 - a) Cover page / First slide showing title, student information (Name, class, section, roll no, school and academic year) and parent's signature./ Parents Name
 - b) Index -List of contents with page numbers.
 - c) The last page should have Bibliography/ Sources of information from where you have collected your information.

ENGLISH

1. Make an **E-poster/ poster** on any one of the following :
 - a) Covid -19 : Angels and Warriors
 - b) Global Lockdown: A Revival for Earth's Lost Glory
 - c) Corona vs Man : A Battle for Survival
2. Read any **one book** and prepare a book review on an A4 size sheet (for portfolio)
 - a) Room on the Roof by Ruskin Bond
 - b) Black Beauty by Anna Sewell

3. Make a **PPT/ PROJECT FILE** on **any one** of the above books that you have read.
(Max 7 Slides)

Use the following guidelines

- a) Book cover
- b) Main characters
- c) Word web (adjectives)
- d) Favourite character
- e) Favourite incident
- f) Moral / lesson learnt (if any)

4. Attempt the quiz by clicking on the link given below

<https://forms.gle/hKVv4RLEHg3MQZZk7>

STUDENTS TO UPLOAD THE HOLIDAY HW PPT AND E-POSTER ON GOOGLE DRIVE AND SHARE THE LINK OF ENGLISH HOLIDAY HW FOLDER THROUGH THE LINK GIVEN BELOW:

<https://forms.gle/qgfS8qqVDXh1hRpb9>

MATHEMATICS

HOLIDAY ASSIGNMENT HAS BEEN DIVIDED INTO TWO PARTS.

Part A—Project to be done on A4 SIZE pastel sheet

Cut out mathematical shapes (Circle, Square, Rhombus, Triangle, Rectangle etc.....) using origami sheets. Use these cut outs to make scenery on A4 size pastel sheet.

(NOTE: If origami sheets are not available you may use old used paper or newspaper, colour them and cut out shapes)

Part B—Contains three parts:

- I- APTITUDE TEST
- II-CROSSWORD PUZZLE
- III-DATA INTERPRETATION

GENERAL INSTRUCTIONS FOR MATHEMATICS

- Do the above three assignments on Google Forms and take a print out and put it in portfolio. Following is the link for the same -
<https://forms.gle/3knTAFWyRmZRwCwc6>
OR
- If you can take a print out of these sheets, do the questions on the sheets itself.
OR
- Copy the questions on loose sheets and write the answers.

Holiday home work is to be enclosed in a file (portfolio) containing 5 pages –

- a) Index
- b) Mathematical Scenery
- c) Aptitude Test
- d) Math Crossword Puzzle
- e) Data Interpretation

ASSIGNMENT-1

(APTITUDE TEST)

Q1 Look carefully at the sequence of symbols to find the pattern. Select the correct pattern.



Q2 In a certain code, RIPPLE is written as 613382 and LIFE is written as 8192. How is PILLER written in that code?

- a) 318826
- b) 318286
- c) 618826
- d) 328816

Q3 Which letter look the same after reflection when the mirror is placed vertically?

- a) H
- b) Q
- c) P
- d) S

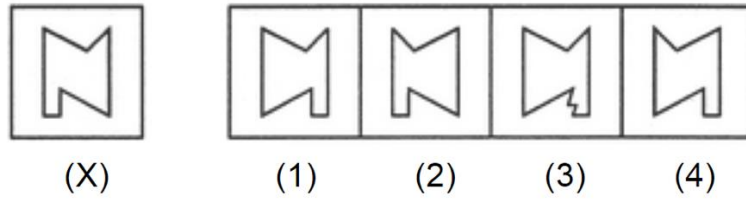
Q4 Pointing to a photograph of a boy Suresh said, "He is the son of the only son of my mother." How is Suresh related to that boy?

- a) Brother
- b) Uncle
- c) Cousin
- d) Father

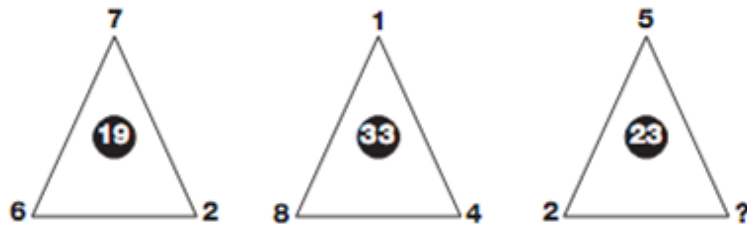
Q5 A man walks 5 km toward south and then turns to the right. After walking 3 km he turns to the left and walks 5 km. Now in which direction is he from the starting place?

- a) West
- b) South
- c) South-West
- d) North-East

- Q6 Choose the correct mirror image of the given figure (X) from amongst the four alternatives.



- Q7 Which number replaces the question mark?

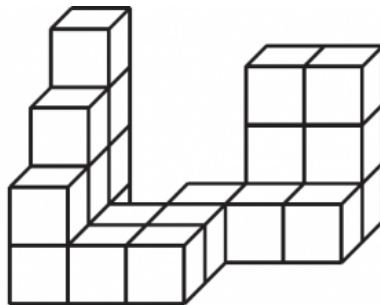


- a) 9 b) 10 c) 4 d) 3

- Q8 If a means '+', b means 'x', c means '÷' and d means '-', what is the value of 16a6b52c13d18?

- (a) 22 (b) 46 (c) 52 (d) -2/3

- Q9 How many cubes are there in the picture?



- (a) 20 (b) 22 (c) 24 (d) 18

- Q10 Garima is taller than Sarita but not taller than Reena.

Reena and Tanya are of the same height

Garima is shorter than Anu.


Amongst all the girls who is shortest?

- a) Anu b) Reena
c) Garima d) Sarita

ASSIGNMENT-2

(CROSSWORD PUZZLE)

Math Crossword Puzzle



ACROSS

4. answer to an addition problem
9. answer to a subtraction problem
11. 3, 19, 37, and 131 are all __ numbers
12. bottom number of a fraction
14. polygon with five sides
16. straight lines that never cross
17. having the same size and shape
18. shape of a soup can
19. distance around a figure
20. graph that uses bars to show information

DOWN

1. answer to a division problem
2. twelve
3. graph that uses pictures or symbols to show information
5. shape of a tennis ball
6. number added to another number to find a sum
7. answer to a multiplication problem
8. shape of a cereal box
10. nine __ seven equals 63
13. 90 degree angle
15. top number of a fraction

ASSIGNMENT-3

(DATA INTERPRETATION)

Read the data carefully and answer the following questions:

S.NO.	RELIGION STATES	HINDUS	SIKHS	MUSLIMS	CHRISTIANS
1	JAMMU & KASHMIR	3320	921	12492	512
2	PUNJAB	8950	11227	3210	117
3	RAJASTHAN	9270	197	732	132
4	UTTAR PRADESH	14567	1879	5320	1049
5	MAHARASHTRA	6020	2410	3960	1297
6	BIHAR	9989	1900	3012	109
7	SIKKIM	1231	495	679	9449
8	KERALA	5023	1200	1010	7969

Directions for Q1 to 3: Estimate values for the following:

- Q1. Total number of Hindu in state Uttar Pradesh and in Bihar (Rounding off to nearest thousand)
- Q2. Total number of Christians in state Sikkim and Kerala (Rounding off to nearest tens)
- Q3. Write in roman numerals: Number of Christians in Uttar Pradesh _____
- Q4. Write the number of Muslims in Jammu and Kashmir in words.

- Q5. Write the number of Sikhs in the state of Punjab in expanded form

SCIENCE

GENERAL INSTRUCTIONS FOR SCIENCE

- Prepare a Powerpoint presentation OR a project report (maximum 5-6 slides/pages) on ANY ONE of the topics given below.
- The work submitted by the student should be in PDF format in one single file. The scanned copy or pictures of the project report should also be converted to single PDF file before sending it.
- The subject line of the submitted work should be “ Name of student, Class section, subject”
- Students have to include the following information in their powerpoint presentation or project report: Name of student, class and section, subject and topic chosen.

TOPICS:-

- 1)
 - a) Make a diet chart for 5days of a week which should comprise of at least 3 major meals.
 - b) After compiling, write a report whether your diet was balanced or not. If not what should be included in your diet that it becomes balanced diet.
- 2)
 - a) Discuss about different types of habitats.
 - b) Organisms found in various habitats.
 - c) Adaptive features of organisms found in each habitat.
- 3) You have learnt about 2 different types of fibre. Prepare a powerpoint presentation on any 1 choosen fibre with information ,pictures and samples of that particular fabric. You can collect information and pictures under the following headings:-
 - a) Name of the fibre and its source (plant/animal/man-made)
 - b) Types of soil required and climate
 - c) Production (steps involved in processing)
 - d) Fabric and its relevance to the use (its purpose like making bags,clothes etc)
- 4) Take any 2 materials from the following- wool, water, cotton, sponge, a piece of iron and a small piece of stone. Collect the information and pictures under the following headings-
 - a) State of material (solid/liquid/gas)
 - b) Properties of material
 - colour, odour and taste
 - appearance
 - hardness
 - solubility
 - transparency

PLEASE CLICK ON THE LINK GIVEN BELOW AND SUBMIT THE ONLINE WORKSHEET WHICH IS A PART OF YOUR HOLIDAY HOMEWORK:

<https://forms.gle/UM6kdvRT87bS2gDR7>

STUDENTS TO UPLOAD THE HOLIDAY HW PPT ON GOOGLE DRIVE AND SHARE THE LINK OF SCIENCE HOLIDAY HW FOLDER THROUGH THE LINK GIVEN BELOW:

<https://forms.gle/fC2YBcj7KiykAURB9>

SOCIAL SCIENCE

To be ready for tomorrow's opportunities, do your homework today. Learn, refine your skills and focus on growth .

GENERAL INSTRUCTIONS FOR SOCIAL SCIENCE:-

- Holiday home work needs to be done according to the topics given to the respective assigned roll numbers.
- E- brochure, E- collage, PPT or E- poster to be made mentioning your name, class and section, subject, topics and subtopics.
- Make your projects interesting by including illustrations, pictures, diagrams, maps and pie charts etc.
- Geography project can be presented in a simple eco-friendly folder, using drawing sheets, pastel sheets, picture cut outs, newspapers etc. and develop your creativity to its best.
- **All students must create a 'GOOGLE FOLDER 'for Social Science. The holiday homework must be sent through it only.**

Roll no (1-15) HISTORY

Make a power point presentation on any one of the **ancient river valley civilizations.**

- Make at least 10 to 15 slides on the topic.
- Include a map showing the location of the civilization and rivers on which they existed and developed.
- Pictures of art and craft, architecture and agricultural practices of the civilization.
- Advantages of being in river valleys.
- Economic development of the area.
- Beginning and end of the civilization.

Roll no (16-30) CIVICS

A) Make an E- poster/E- collage on the topic **Unity in Diversity**.

Include the following in the above topic:-

- Information regarding states, pictures and location, festivals, dance forms, occupations, sports and activities.

B) Design an **E- travel brochure** of any one place in India to create interest and entice travellers around the world to visit the place for its beauty. Design the brochure including the following points:-

- Beautiful locations of the place
- Cultural background of the place and food
- Architecture of the place.
- Best tourist places to visit.
- Wildlife (National parks, wildlife sanctuaries etc.)
- Best shopping experiences and what to buy? (Dresses, spices etc.)

Roll no (31- 40 onwards) GEOGRAPHY

Select a specific planet for in – depth investigation. Prepare a project file (10-15 pages) on any planet of your choice incorporating the following points:-

- Characteristics of the planet.
- Size and distance of the planet from the sun in our solar system.
- Satellites of the planets.
- Formation of the planet etc.

OR

Make a project on India representing its diverse physical divisions.

Following topics to be covered in the project:-

- Choose any one physical feature of India.
- Climate and altitude of the physical division.
- Best time to visit.
- Occupation of the people living there.

[KINDLY SEND YOUR RESPONSES TO THE MCQ'S OF HISTORY, CIVICS AND GEOGRAPHY THROUGH THIS GOOGLE FORM LINK](#)

<https://forms.gle/X9uBMHNQRhsLdFZx5>

STUDENTS TO UPLOAD THE HOLIDAY HOMEWORK OF SOCIAL SCIENCE SUBJECT ON GOOGLE DRIVE AND SHARE THE HOLIDAY HOMEWORK FOLDER THROUGH THE LINK GIVEN BELOW

<https://forms.gle/3F4UNQmqe4VzLuZ77>

FRENCH

General Instructions for French

- Students have to upload the holiday homework at the link given below in digital form.
- Make a folder for French holiday homework in which students will create different folders.
- Holiday homework is to be enclosed in a portfolio containing the following pages:-
- Word meaning
- conversation
- greeting card/bookmark
- video

1. Write one new French word everyday with meaning and gender in your notebook.
2. Write any two conversations in French language on A4 size sheet.
3. Make a greeting card or book mark on famous things /personality of France.
4. Learn poem "ALOUETTE" for oral presentation and upload your video on Google drive.
(https://youtu.be/L_hFw_cWg9U).
5. Google form link for holiday homework <https://forms.gle/1vkqNKNX97YNmUxA8>

HINDI

निर्देश सभी कार्य 'A4 sheet' पर करके फोटो खींचकर 'गूगल फॉर्म' पर अपलोड करें और शीट को फोल्डर में लगाएं ।

Link for holiday homework submission-

<https://forms.gle/LdktFCnD3evXiHd4A>

१. पाठ्यक्रम में निर्धारित 'बाल रामायण' पुस्तक पढ़ें व अपनी पसंद के किसी एक प्रसंग या घटना का चित्रांकन करते हुए दो मुख्य पात्रों के बीच संवाद लिखें (कम से कम 10 वाक्य) चित्र खींचकर कर भेजें ।
२. पानी बचाओ, जंगल बचाओ जैसे किसी एक विषय पर स्वरचित कविता या कहानी लिखें व रिकॉर्ड करें या पॉडकास्ट बनाएँ।
३. ६"/६" के चार्ट पेपर को काटकर हिंदी महीनों का कैलेंडर बनाएँ, इसमें प्रत्येक महीने में आने वाले प्रमुख त्योहार का चित्रांकन करें, जैसे फाल्गुन महीने में होली का दृश्य, इसके अतिरिक्त अपने जन्म के महीने में अपना फोटो चिपकाएँ। ('वसंत' पुस्तक के पृष्ठ २६-२७ से मदद ले सकते हैं।)
४. सभी पाठों के असाइनमेंट करें।

Assignments for practice

Link 1 : bachpan

<https://forms.gle/FkB6U7KBxMud14GY8>

Link 2 : varn vichar

<https://forms.gle/4XdvKeL58eezZmsL7>

SANSKRIT

निर्देश- समस्त कार्य फा ईल शीट पर करें एवं नीचे दिए गए लिंक पर upload करें।

I दस - दस पुल्लिंग, स्त्रीलिंग एवं नपुंसकलिंग शब्दों की संस्कृतभाषा में सचित्र सूची अर्थ सहित तैयार कीजिए।

II अपने दस मित्रों के नामों का वर्ण विच्छेद कीजिए।

III पाँच-पाँच पशुओं, पक्षियों एवं फलों के नाम संस्कृत में सचित्र अर्थ सहित तैयार कीजिए।

<https://docs.google.com/forms/d/e/1FAIpQLSdtFCBdQoInMAV0URteG9WkVgnwCugQZtHOQ7UOMc1gKuJvcw/viewform>

ART EDUCATION

General Instructions for Art Education

- Each question to be done separately on A4 size sheets
- Support your work with pictures/drawings where ever required
- Properly place all the work done in a folder for submission
- Folder should be decorative and presentable.

Q1. Prepare a Rangoli design with geometrical shapes and colour with an attractive colour scheme?

Q2. Write a short note on history of Indian Dance.

OR

Benefits of Dance.

Q3. What is Mime ? Explain and depict with pictures.

Q4. Write short note on different instruments used by classical singers. Illustrate with suitable pictures/ drawings.

FORM LINK:

<https://docs.google.com/forms/d/e/1FAIpQLSdT5kb7kVvFWF3bFTNU7GHu1cTpOO2gmiXzQC6ijO1lhH3fA/viewform>

*Students it is said that “All Work & No Play Makes Jack a Dull Boy”.
So practice the following and Stay Safe...*

- “ENJOY, RELAX AND REJUVENATE.”
- “CONNECT AND HAVE FUN WITH YOUR NEAR AND DEAR ONES.”
- “EXERCISE, MEDITATE AND EAT HEALTHY. STAY FIT AND POSITIVE.”
- “READ BOOKS, COMMUNICATE WELL AND IMPROVE YOUR LANGUAGE SKILLS”
- “HAPPY VACATIONS”.