



**AHLCON
PUBLIC SCHOOL**

PREPARATORY STAGE
SESSION-2026-27

HOLIDAY HOMEWORK

CLASS - III



Dear Parents & Children,

Summer vacation is here—a time to relax, explore, and enjoy! You have worked hard throughout the year, and now it's time to take a well-deserved break.

However, learning never stops! To help you stay in touch with your studies and continue growing in fun and meaningful ways, we have prepared Holiday Homework that includes a mix of reading, creative work, skill-building activities, and revision exercises.

- Here are a few things to remember:
- Follow a daily routine that includes time for reading, playing, helping at home, and relaxing.
- Take care of your health—eat well, stay active, and spend time outdoors (safely).
- Be curious—observe the world around you, write a journal, try something new.
- Complete your holiday homework with interest and sincerity. It is designed to be engaging and fun.

We look forward to seeing you refreshed, happy, and ready to learn when school reopens on 2nd July 2026.

GENERAL INSTRUCTIONS

1. Write your name, Class/Sec on each project.
2. Parents are requested to only help the children do their homework. Kindly refrain from doing it for them.
3. Ensure that the work is neat & presentable.
4. Guidelines are clearly given as to where & how each work is to be done. Please follow the same.
5. ***All the Homework should bear the Name, Class-Section, Subject, Topic properly.***
6. ***Make a folder from old newspaper/ handmade paper etc, decorate it and bring all Homework in it.***

DATES FOR SUBMISSION

English, Maths, Art & Craft-	July 02, 2026
Hindi, Music & Dance -	July 03, 2026
E.V.S & Sports -	July 06, 2026

Let this Summer Vacation be filled with healthy food, outdoor games, meaningful moments with family and friends, and more time in nature than on gadgets!

“Happy Summer Vacation.”

ACTIVITY TIME

ROLL NO. 1 TO 20

ART & CRAFT:

Topic - Face Mask (Sikkim)

Make a face mask using geometrical shapes.

Examples:

1. https://youtu.be/Lcs_dTCBxYw?si=HMYmG9xQp5xekInO
2. <https://youtube.com/shorts/GwCAKCRTP3k?si=tmP0R3TefDYQLKER>

DANCE:

Make a chart on an A3 size sheet on folk dances of different Indian states. Paste pictures, write the name of the dance, and mention the state it belongs to.

ROLL NO. 21 TO 40

MUSIC:

Write the following on an A3 size sheet:

- National Anthem or National Song
- School Song

Write in neat handwriting and decorate the sheet beautifully.

SPORTS:


Make a chart on an A4 size sheet on the topic: Draw / Paste pictures of any 5 Yoga Poses Hands on learning activities during summer break. Engage yourself in daily morning walks or jogging with family. Activities such as skipping, running, cycling, jumping, and dancing will improve your coordination and strength.

ENGLISH

1. Books are our best friends as they teach us many valuable lessons and open the door to a world full of ideas and stories.
2. Students should read story books like Charlotte's Web by E. B. White, Grandma's Bag of Stories by Sudha Murthy, Tenali Raman Stories, Panchatantra etc.
3. Revise the topics taught in the months of April and May.

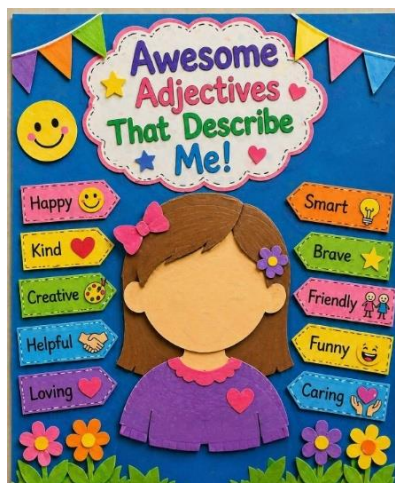
ROLL NO. 1 TO 13

1. Make a colourful "Noun Train" on an A3 sheet showing common noun and their matching proper nouns as given in the example.




ROLL NO. 14 TO 26

2 Make a colourful "Awesome Adjective That Describe Me" A3 size poster using paper cut-outs.



ROLL NO. 27 TO 40

3. On an A3 size paper make a ship showing different values like honesty, kindness, respect etc.as shown in the picture.



हिंदी

ROLL NO. 1 TO 13

1.सभी जीवित प्राणियों के लिए पानी ही जीने का स्रोत है। किन्हीं पाँच स्रोतों के A-3 size sheet पर चित्र बनाकर रंग भरें तथा हम पानी किस प्रकार बचा सकते हैं इस बारे में पाँच पंक्तियाँ लिखिए।

ROLL NO. 14 TO 26

2. किन्हीं पाँच खेलों के चित्र चिपकाकर या बनाकर A-3 size sheet पर उनके नाम लिखिए तथा उनके बारे में भी लिखिए कि ये खेल कैसे खेले जाते हैं।

ROLL NO. 27 TO 40

3.एक पेड़ बनाकर पेड़ों से मिलने वाली चीज़ों के चित्र A-3 size sheet पर बनाइए व उनमें रंग भरिए तथा पेड़ों से होने वाले लाभों पर पाँच पंक्तियाँ लिखिए।

MATHS

STUDY TIME

- Revise the syllabus done in the class.
- Learn and write tables two times from 2 till 10 in your Maths notebook.
- Do the following pages in Mental Maths Book –
Worksheet -17, Worksheet - 18 , Worksheet - 19, Worksheet -20, Worksheet -22, Worksheet - 39,
Worksheet -40, Worksheet -41, Worksheet -42, Worksheet -43, Worksheet - 45, Worksheet -46

ROLL NO. 1 TO 13

1. Use colourful pastel and origami sheets. Cut in different shapes and create – An underwater scene (SDG 14 Life Below Water) and paste it on A – 4 sized pastel sheet. For reference –



ROLL NO. 14 TO 25

2. Use colourful pastel and origami sheets. Cut in different shapes and create – Draw any animal \ bird using different shapes. Colour and decorate it on an A-4 sized pastel sheet.

For reference –



ROLL NO. 26 TO 40

3. Make a bead abacus using colourful beads and thread / string. Use colourful origami, pastel sheet and other decorative items to decorate it.

For reference –



E.V.S

ROLL NO. 1 TO 13

1. Create your own healthy plate as a laminated dining mat (round or rectangle in shape) using various food items.

Eg.



ROLL NO. 14 TO 25

2. My Family in Warli Art”

Instructions:

- Draw your family on an A4 size sheet using Warli style figures (circle + triangle + lines).
- Show an activity (walking, dancing, playing, eating, etc.).
- Add surroundings like trees, house, animals.
- Use only one color (brown/black).
- Add a decorative border to your family Warli Art

An example is being shared for your reference but don't forget to show your creativity.



3. "Transportation Poster Making"

Instructions:

- Take A3 size paper and write the title "Transportation" neatly at the top.
- Divide your A3 size paper into three sections: Air Transport, Land Transport, Water Transport
- Use colored paper to draw and cut different vehicles like:
 - **Air:** helicopter, rocket, hot-air balloon
 - **Land:** car, train, bicycle, bus, fire engine, ambulance
 - **Water:** boat, ship, ferry, submarine, yacht
- Paste the cutouts neatly in their correct sections.
- Add a background to make it attractive:
 - Sky with clouds for air
 - Road/grass for land
 - Water/waves for water
- Write the name of each vehicle on small paper strips and paste below each cutout.
- Decorate your poster with colors, borders, and creativity.

An example is being shared for your reference-

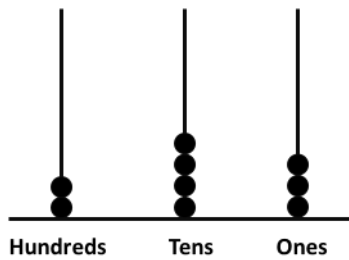


COMPUTATIONAL THINKING IN MATHS

Take out a printout and do the following questions.
Make a folder and keep the worksheets properly in it.

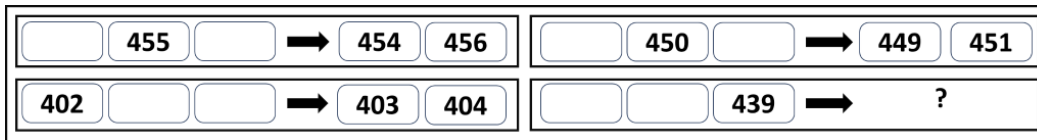
Chapter 3: Double Century

1. At minimum, how many more beads are required to show number 496 on the given abacus?




- a) 487 b) 253 c) 10 d) 11

2. If each of the following terms follows the same theme, what will come in place of "?"



- a) 438 440 b) 440 441
- c) 438 437 d) 437 438

3. Each shape has a digit in it. Which of the following numbers in the options can be formed by using the digits in the CIRCLES only?



- a) 615 b) 142 c) 467 d) 146

4. How many numbers will remain after Sam cancels all numbers less than 432 and all numbers greater than 567 in the set given below?

451, 430, 568, 411, 392, 517, 533, 578, 420, 525, 566, 616, 571, 436

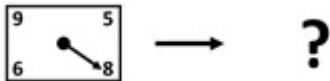


- a) 5 b) 6 c) 7 d) 8

5. If you remove all the numbers greater than 5 from row 1, all the numbers less than 4 from row 2, and all the numbers greater than 7 from row 3, then which row will have the largest count of numbers remaining?

Row 1	8	4	1	7	2	6
Row 2	5	2	7	0	3	1
Row 3	4	6	8	9	5	1

- a) Row 1 b) Row 2
c) Row 3 d) Both rows 1 and 3 have equal numbers

6. What will come in place of "?"




a) 89, 86, 85

b) 85, 86, 89

c) 86, 89, 85

d) 85, 89, 86

7. In the image given below, what is the maximum number of dots that can be connected by drawing a single straight line?



a) 3

b) 4

c) 5

d) 6

8. Altogether, 25 coins are to be arranged in different stacks in such a way that each stack has one more coin than the previous stack. If the last stack has 7 coins, how many such stacks will be required so that no coins are left?

a) 4

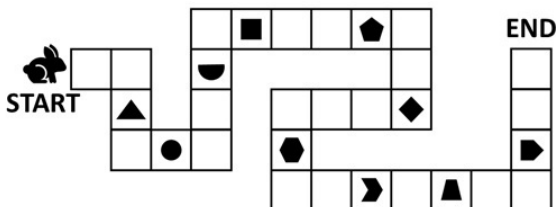
b) 5

c) 6

d) 7

9. The rabbit has to reach the end of the path by stepping on EACH block WITHOUT skipping any blocks in between. It collects an item from every 5th block it steps on. Which of the following objects did it NOT collect?

Note: The rabbit can step on a block exactly once



a)


b)

c)

d)

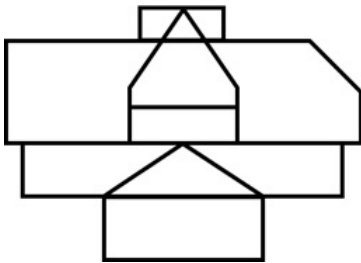
Chapter 5: Fun with Shapes

1. Given below is an incomplete grid. Which option will complete the grid such that ALL the grey boxes TOGETHER form a square?



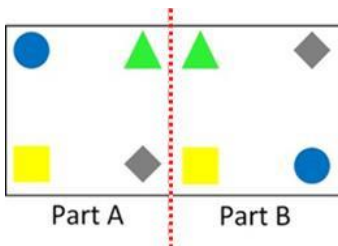
2. Count the number of rectangles in the given figure.

Note: Please count all squares as rectangles for the purpose of this question



- a) 3 b) 4 c) 5 d) 6

3. When the sheet is folded along the red dotted line, which two identical shapes will overlap?

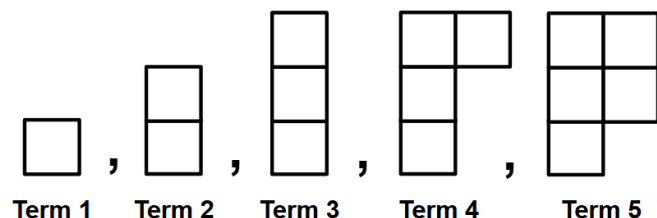


- a) Triangle b) Square c) Circle d) Diamond

4. Which of the following shapes CAN NEVER give a 4-sided figure, when folded only once into two equal halves?



5. If the boxes keep getting added in the same pattern, then in which term, a complete square (made up of boxes) will be formed?

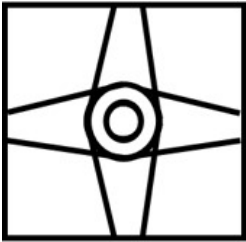


- a) 7 b) 8 c) 9 d) 11

6. The given shapes must be arranged to form a square without removing any shape. Which of the following actions are required to do so?

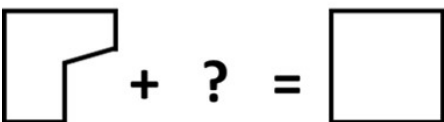
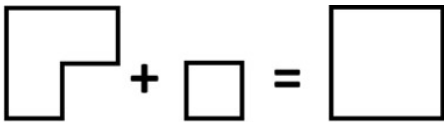



- a) All the green shapes must take one left turn
 b) All the green shapes must take one right turn
 c) All the orange shapes must take one right turn
 d) All the orange shapes must take one left turn
7. Which of the following shapes is NOT HIDDEN in the given figure?



- a)  b)  c)  d) 

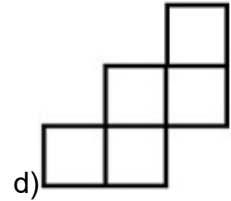
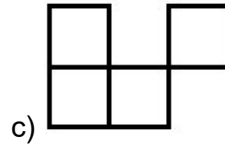
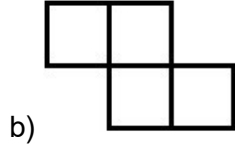
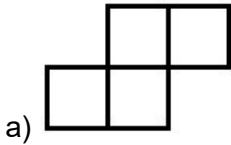

8. What will come in place of "?"



- a)  b)  c)  d) 

9. Identify the image which will complete the square grid given below.

Note: You CANNOT rotate the question image or the option images to find the answer



10. The figure below is formed of different blocks. Which block appears the MOST number of times in the given figure?

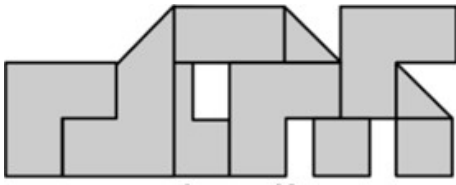
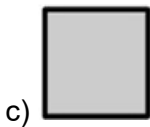
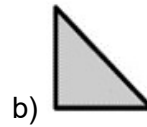
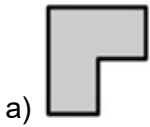



Image X



d) All of them occur equally

11. How many times is Image X present in the Question Image?

Note: Rotation of Image X or the Question Image is not allowed



Question Image



Image X

a) 1

b) 2

c) 4

d) 5