



**AHLCON
PUBLIC SCHOOL**

PREPARATORY STAGE

SESSION-2026-27

HOLIDAY HOMEWORK

CLASS - IV



Dear Parents & Children,

Summer vacation is here—a time to relax, explore, and enjoy! You have worked hard throughout the year, and now it's time to take a well-deserved break.

However, learning never stops! To help you stay in touch with your studies and continue growing in fun and meaningful ways, we have prepared Holiday Homework that includes a mix of reading, creative work, skill-building activities, and revision exercises.

- Here are a few things to remember:
- Follow a daily routine that includes time for reading, playing, helping at home, and relaxing.
- Take care of your health—eat well, stay active, and spend time outdoors (safely).
- Be curious—observe the world around you, write a journal, try something new.
- Complete your holiday homework with interest and sincerity. It is designed to be engaging and fun.

We look forward to seeing you refreshed, happy, and ready to learn when school reopens on 2nd July 2026.

GENERAL INSTRUCTIONS

1. Do all the Projects / Activities on A3 size pastel sheet
2. Write your name, Class/Sec on each project.
3. Parents are requested to only help the children do their homework. Kindly refrain from doing it for them.
4. Ensure that the work is neat & presentable.
5. Guidelines are clearly given as to where & how each work is to be done. Please follow the same.
6. ***All the Homework should bear the Name, Class-Section, Subject, Topic properly.***
7. ***Make a folder from old newspaper/ handmade paper etc, decorate it and bring all Homework in it.***

ACTIVITY TIME

ROLL NO. 1 TO 20

ART & CRAFT:

Topic- Clay Modelling (Jewellery making of Sikkim)

Example: <https://youtu.be/lCX-nAwR1Aw?si=HDho9vRFRJGN0Kdp>

DANCE:

Make a chart on an A4 size sheet on Indian classical dances. Paste pictures, write the name of the dance, and mention the state it belongs to.

ROLL NO. 21 TO 40

MUSIC:

Write the definitions of the following musical terms on an A3 size sheet: Music, Swar, Taal, Laya
You may write the definitions in either Hindi or English.

Do the work neatly and decorate the sheet to make it look beautiful.

SPORTS:

Write about your favourite sport on an A4 size sheet. Make a table including:

- Rules Venue Reasons for liking the sport

Paste your picture while playing that game.

Hands on learning activities during summer break. Engage yourself in daily morning walks or jogging with family. Activities such as skipping, running, cycling, jumping, and dancing will improve your coordination and strength.

DATES FOR SUBMISSION

English, Maths, Art & Craft-	July 02, 2026
Hindi, Music & Dance -	July 03, 2026
E.V.S & Sports -	July 06, 2026

Let this Summer Vacation be filled with healthy food, outdoor games, meaningful moments with family and friends, and more time in nature than on gadgets!

“Happy Summer Vacation.”

ENGLISH

READING & LEARNING WORK

1. Practice reading daily with special attention to proper pronunciation, punctuation, volume, intonation & expression. Your elders can guide & help you to read the newspaper.
2. ‘BOOKS ARE OUR BEST FRIENDS’. Reading improves focus, memory, general knowledge, and vocabulary and communication skills along with entertaining us.
3. You can read any one of the books listed below or others of your choice. Remember to note down the names of books & their authors in your diary.
 - a. The bird with golden wings by Sudha Murthy
 - b. The little old toy maker by Enid Blyton
 - c. Malgudi Days by R.K. Narayan
 - d. Great stories for children by Ruskin Bond
 - e. Panchtantra Stories by Vishnu Sharma
4. Revise all the topics taught in the months of April and May.

ROLL NO. 1 TO 13

1. Take A3 size sheet and make Word Magic of Synonyms and Antonyms as explained for example - Divide the sheet into two halves: Left side: Synonyms Garden Right side: Antonyms World Draw a bright border with crayons/sketch pens (stars, flowers, pencils, etc.)

Section 1: Synonyms Garden

Draw a tree or flowers, and write words like this:

Happy → Joyful, Cheerful

Big → Large, Huge

Each synonym can be written on a leaf or petal.

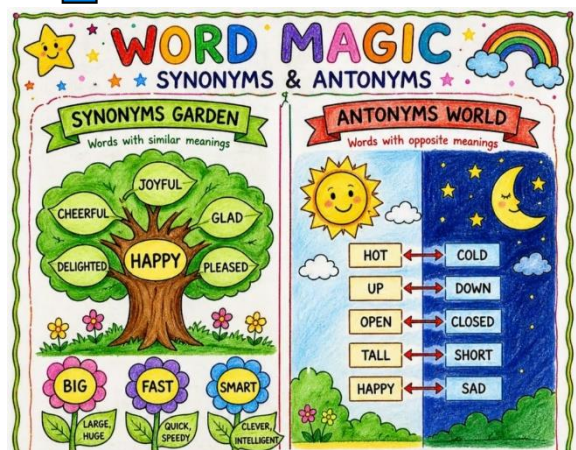
Section 2: Antonyms World

Draw a sun and cloud or day-night scene:

☀️ Hot ↔ Cold ❄️

☀️ Up ↔ Down ↓

Use arrows (↔) and different colors for each pair.



ROLL NO. 14 TO 25

2. In A3 size sheet make NOUNS WORLD - Proper • Common • Collective • Abstract

For example –

PROPER NOUNS (Special Names)

Draw: A school, a person, a place *Examples: Riya, Delhi, India, Monday*

Write your own: Colour your drawings brightly!

COMMON NOUNS (General Names)

Draw: A dog, a city, a boy/girl

Examples: girl, city, animal, book

Write your own:

COLLECTIVE NOUNS (Group Names)

Draw: A group of people or animals.

Examples: A flock of birds, A bunch of grapes

ABSTRACT NOUNS (Feelings & Ideas)

Draw: Faces showing emotions.

Examples: Happiness, Love

Write your own:

NOUNS WORLD
Proper • Common • Collective • Abstract

1 PROPER NOUNS
(Special Names)

Riya Delhi India

MONDAY

Write your own:
1. _____
2. _____

2 COMMON NOUNS
(General Names)

dog city boy

book

Write your own:
1. _____
2. _____

3 COLLECTIVE NOUNS
(Group Names)

A herd of cows A flock of birds A team of players A bunch of grapes

Write one more:
_____ of _____

4 ABSTRACT NOUNS
(Feelings & Ideas)

Happiness Love Honesty Bravery

Write your own:
1. _____
2. _____

ROLL NO. 26 TO 40

3. Read a story book of your choice. From an A3 pastel sheet cut out or draw and colour the figure /thing on which the story/book that you have read is based on. Colour and decorate it. Then write on it:

- Name of the story/book
- Its author
- Moral of the story

हिंदी

ROLL NO. 1 TO 13

1. आप ने किन - किन पक्षियों को देखा है। उनमें से किन्हीं चार पक्षियों के चित्र A-3 पेज में चिपकाकर उनके गुणों के बारे में दो-दो पंक्तियाँ लिखें।

ROLL NO. 14 TO 25

2. कहानी में घोंघा कहता है, "दुनिया कितनी अद्भुत है"।

प्रोजेक्ट: यदि आप एक घोंघा होते, तो आप अपने बगीचे से बाहर निकलकर सबसे पहले क्या देखते? एक काल्पनिक कहानी (100 शब्दों में) लिखें और उसमें एक सुंदर घोंघे का चित्र A-3 पेज पर बनाएँ। रचनात्मक लेखन (SDG 15)

ROLL NO. 26 TO 40

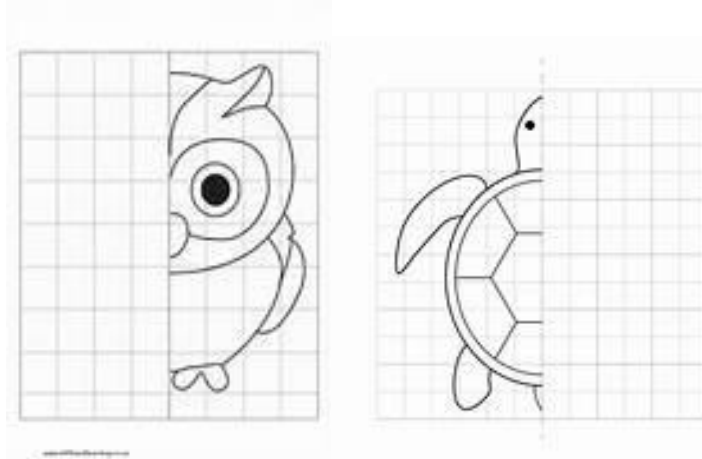
3. एक चार्ट पेपर पर एक घोंघे का चित्र बनाएँ। घोंघे के कवच (shell) के उपर लिखें कि आप "प्लास्टिक का उपयोग नहीं करेंगे", "पानी बर्बाद नहीं करेंगे" और "छोटे जीवों को नुकसान नहीं पहुँचाएंगे"। पर्यावरण रक्षक (SDG-15)

MATHS

1. Write the tables from 2 to 15 neatly in maths register and learn them too.
2. Do the following worksheet in your Mental Maths book.
 - a. Worksheets from 20 to 23
 - b. Worksheets 40 to 43 and 50
3. Revise the syllabus covered in the class.

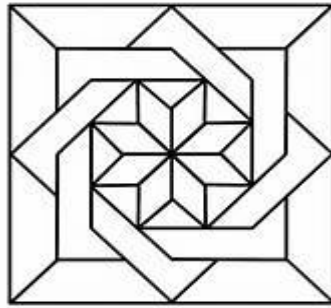
ROLL NO. 1 TO 13

1. Make a symmetrical drawing on an A-4 craft sheet.



ROLL NO. 14 TO 25

2. Make a geometrical rangoli on an A-4 sheet.



ROLL NO. 26 TO 40

3. Use Shapes and Angles to draw a scenery on an A4 sheet.



EVS

Revise Lessons 1 & 2

ROLL NO. 1 TO 13

1. The "Avian Ambassador" Chart - SDG 15; NEP 2020 (Art-Integrated Learning)

On an A3 pastel sheet, create a 2D bird shape of your choice (Draw the outline of your favorite bird on a separate piece of cardstock or colored paper. Cut it out and paste it onto the A3 sheet using **foam tape** or **folded paper bits** underneath to give it a "2D pop-up" effect.)

Around the bird, create distinct "Fact Zones" using labels or small text boxes:

- **Habitat:** Where does it live? (e.g., Wetlands, Tropical Forests, Urban areas).
- **Appearance:** Describe its colors and size.
- **The Tools:** * **Beak Type:** (e.g., Short and stout for seeds, or hooked for meat).
- **Wings:** (e.g., Broad for soaring or short for quick flapping).
- **Diet:** What is its favorite "snack" in nature?
- "Did You Know?" (Interesting Facts)

Find two "Superpowers" your bird has.

- *Example (Woodpecker):* "Can peck 20 times per second!"
- *Example (Owl):* "Can rotate its head 270 degrees!"

ROLL NO. 14 TO 25

2. My 3D "Aushadhi" (Medicinal) Garden.

SDG 3 & 15; NEP 2020: Integration of Indian Knowledge Systems (IKS) and Environmental Education.

Use a recycled cardboard box (like a pizza box or a shoe box lid). Real soil, dried grass, or green painted sawdust can be used to create the "ground."

Make or paste mini plants (atleast 5-6) – using clay/paper mache/real twigs. Write their names (both in English & Indian name) with their medicinal properties.

ROLL NO. 26 TO 40

3. The Green Wisdom Paper Craft

SDG 12 & 15 | NEP 2020 (Experiential & Interdisciplinary Learning)

Materials Needed

- **Waste Paper:** Old newspapers, used notebooks, or egg cartons.
- **Water & A Bowl:** For soaking.
- **Blender (optional):** To create pulp (parental supervision required).
- **A Fine Mesh Screen:** An old window screen or a kitchen strainer works perfectly.
- **Natural Dyes:** Beetroot juice (pink), turmeric (yellow), or spinach water (green).
- **Markers or Sketch Pens:** For the final quote.

Step-by-Step Instructions

1. Create the Pulp: Tear your waste paper into tiny pieces (about 1-inch squares). Soak them in warm water for at least 2 hours (overnight is better). Once soft, mash them with your hands or have an adult help you blend them into a thick, watery "soup."

2. Add the Color: Stir in your natural dye.

- Add **turmeric** for a bright sun-yellow.
- Add **beetroot juice** for a soft rose-pink.
- *Tip:* The color will look lighter once the paper is dry!

3. Form the Sheet: Submerge your mesh screen or strainer into the pulp and lift it straight up. Let the water drain out. You should have a thin layer of mushy paper left on the screen.

4. The Shape & Dry: While the pulp is still wet on the screen, use a **cookie cutter** or a cardboard template to press it into a specific shape (like a heart, a leaf, or a star). Use a dry cloth to gently press out extra water, then carefully flip the shape onto a flat surface to dry for 24–48 hours.


5. The "Good Saying": Once your recycled shape is completely dry and stiff, choose a meaningful quote or proverb. Write it neatly in the center of your shape using your best handwriting.

COMPUTATIONAL THINKING QUESTIONS IN MATHEMATICS

*Take out a printout and do the following questions.
Make a folder and keep the worksheets properly in it.*

CHAPTER 2: HIDE AND SEEK

1. Sam travels from Start to End by visiting every block. He collects an item from every block except from the block which comes immediately after a GREY BLOCK. What is the TOTAL NUMBER of items he will collect?



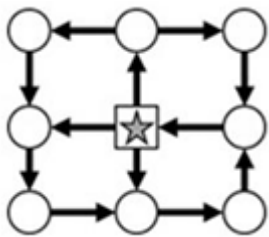
a) 4

b) 5

c) 6

d) 7

2. The star must follow the arrows and return back to the square. How many different paths can it take?



a) 4

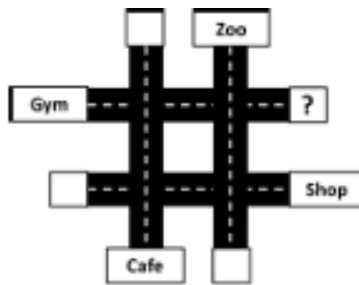
b) 5

c) 2

d) 3

3. A, B, C, and D each go to one of the following places: the Zoo, the Shop, the Cafe, and the Gym.

- Each person visits a DIFFERENT location and starts from a DIFFERENT white square
- B reaches the Gym in exactly 1 turn
- A reaches the Cafe in exactly 2 turns
- D did not take any turns to reach his destination Who among them started from the square having the question mark?



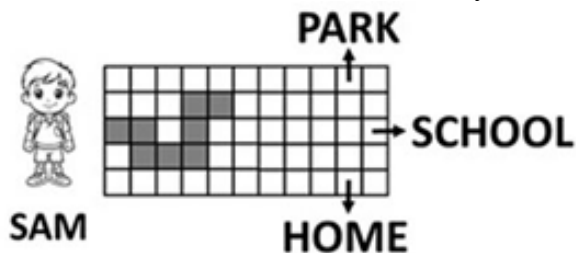
a) A

b) B

c) C

d) D


4. Sam wants to reach HOME by walking along the GREY STRIP. Identify the missing part of the strip.
Note: You are not allowed to rotate any of the option images.



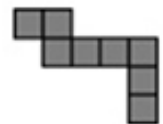
a)



b)

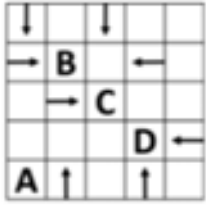


c)



d)

5. In the grid given below, which letter has the MOST number of arrows pointing towards it?



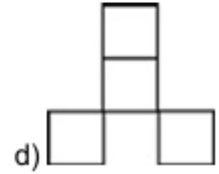
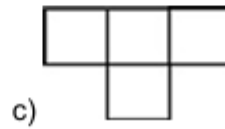
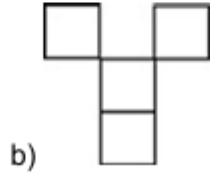
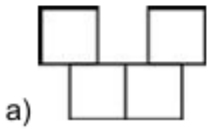

a) A

b) B

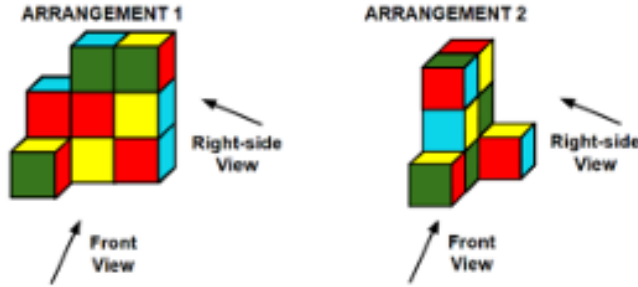
c) C

d) D

6. Which of the following options is the Top view of the question image? Note: You cannot rotate the question or option images.



7. Which of the views given in the options shows the highest number of different colours?



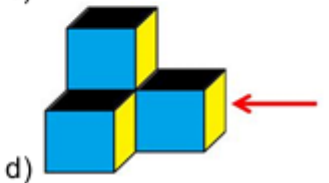
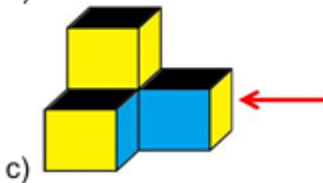
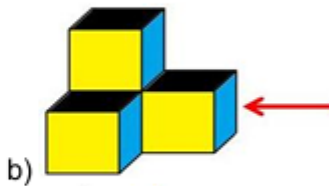
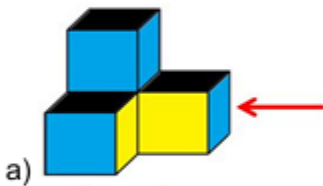
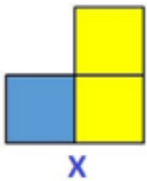
a) Front View – ARRANGEMENT 1

b) Right-side View – ARRANGEMENT 1

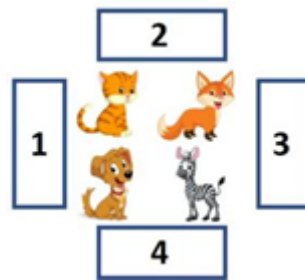
c) Front View – ARRANGEMENT 2

d) Right-side View – ARRANGEMENT 2

8. Which of the following options will look like Figure X when viewed along the direction of the arrow? Note: You cannot rotate the question or option images.

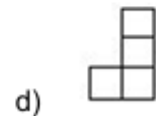
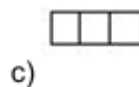
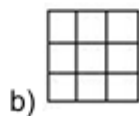
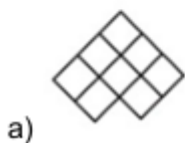
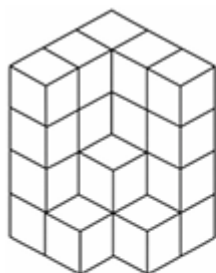


9. If a person is standing on block number 3, facing the animals, what will be the position of the cat with respect to the fox from his point of view?



- a) In front b) Behind c) Left d) Right

10. Which of the following figures is the top view of the solid? Note: You cannot rotate the question or option images



CHAPTER 10: ELEPHANTS, TIGERS, AND LEOPARDS

1. There is a three-digit number. In this number, one odd digit occurs twice. The third digit is a sum of the digits occurring twice. What is the sum of all the digits?

- a) 4 or 12 b) 12 or 20 c) 20 or 28 d) 28 or 36

2. Chris bought a notebook for ₹120, a compass box for ₹20 less than the notebook, and a water bottle for ₹80 more than the compass box. What is the total cost of all the three items?

- a) ₹380 b) ₹420 c) ₹400 d) ₹360

3. B has some money which could be in denominations of ₹10, ₹20, or ₹50. If B has four notes and only two types (denominations) of currency notes, then which of the following CANNOT be true regarding the amount of money B has?

- a) B has a total of 50 Rupees
 b) B has a total of 70 Rupees
 c) B has a total of 90 Rupees
 d) B has a total of 110 Rupees

4. A, B, C, and D represent different digits in the 4-digit numbers given below. What will come in place of B and D?

$$\begin{array}{r} 5B23 \\ - A69C \\ \hline 41D9 \end{array}$$

- a) B = 7 and D = 2 b) B = 8 and D = 6 c) B = 8 and D = 2 d) B = 5 and D = 3

5. Ram, Rohit, and Rohan are best friends, and each of them has some money. Ram has Rs. 10 more than Rohit, and Rohan has Rs. 10 less than Rohit. They decide to pool all their money and divide it equally. After the division, who gets more money than what he had before the division?

- a) Ram b) Rohit c) Rohan d) Cannot be determined

6. When the digits of a 3-digit number are reversed, the difference between the new number and the original number comes out to be zero. What is the minimum possible sum of the digits of the original number?

- a) 1 b) 2 c) 3 d) 4

7. What will come in place of "?"

<table style="border: 1px solid black; margin: auto;"> <tr><td style="padding: 2px 5px;">4</td><td style="padding: 2px 5px;">2</td></tr> <tr><td style="padding: 2px 5px;">\$</td><td style="padding: 2px 5px;">=</td></tr> <tr><td style="padding: 2px 5px;">2</td><td style="padding: 2px 5px;">3</td></tr> </table>	4	2	\$	=	2	3	<table style="border: 1px solid black; margin: auto;"> <tr><td style="padding: 2px 5px;">3</td><td style="padding: 2px 5px;">6</td></tr> <tr><td style="padding: 2px 5px;">\$</td><td style="padding: 2px 5px;">=</td></tr> <tr><td style="padding: 2px 5px;">3</td><td style="padding: 2px 5px;">8</td></tr> </table>	3	6	\$	=	3	8	<table style="border: 1px solid black; margin: auto;"> <tr><td style="padding: 2px 5px;">5</td><td style="padding: 2px 5px;">2</td></tr> <tr><td style="padding: 2px 5px;">\$</td><td style="padding: 2px 5px;">=</td></tr> <tr><td style="padding: 2px 5px;">?</td><td style="padding: 2px 5px;">?</td></tr> </table>	5	2	\$	=	?	?
4	2																			
\$	=																			
2	3																			
3	6																			
\$	=																			
3	8																			
5	2																			
\$	=																			
?	?																			
<table style="border: 1px solid black; margin: auto;"> <tr><td style="padding: 2px 5px;">2</td><td style="padding: 2px 5px;">1</td></tr> </table>	2	1	<table style="border: 1px solid black; margin: auto;"> <tr><td style="padding: 2px 5px;">0</td><td style="padding: 2px 5px;">2</td></tr> </table>	0	2	<table style="border: 1px solid black; margin: auto;"> <tr><td style="padding: 2px 5px;">1</td><td style="padding: 2px 5px;">4</td></tr> </table>	1	4												
2	1																			
0	2																			
1	4																			

- a)

6	6
---	---

 b)

6	2
---	---

 c)

4	2
---	---

 d)

4	6
---	---

8. If all the rows and columns follow the same rule, then find the missing box in the given image.

4	12	8
?	9	2
7	3	10

- a)

3

 b)

3

 c)

11

 d)

11

9. A 4-digit number (which may or may not have repeating digits) is selected such that the sum of its digits is not less than 34. How many single-digit whole numbers will not appear in such numbers?

- a) 2 b) 7 c) 8 d) 9

10. Each row follows a certain rule. Choose an option for the box with a question mark?

82	10	1
49	13	4
74	11	?

- a) 4 b) 2 c) 8 d) 6